QFX
WHERE THE PARTY BEGINS™

BT-ZX0

INSTRUCTION MANUAL

What's in the Box

Check to make sure you have everything below.

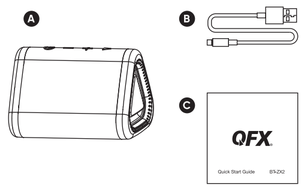

A: 1*Portable Wireless Speaker
B: 1*USB Charging Cable (Type-C)
C: 1*Quick Start Guide

Device Overview

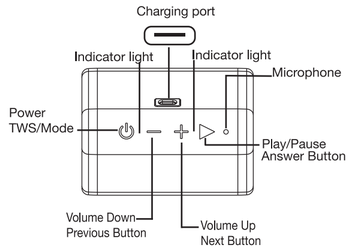

Buttons and Ports

⏻ Power/TWS/Mode
Short press to switch mode.
Double click to TWS ,conntect or disconnet with two speakers.
Long press and hold to turn the speaker on/off.

− Volume Down/Previous Button
Short Press to turn down the volume
Long Press to go to previous song (previous channel in FM).

+ Volume Up/Next Button
Short Press to turn up the volume
Long Press to go to next song (next channel in FM).

▶ Mode/Pause/Play
Short press to pause/play the music.
Short press to accept an incoming call.
Long press to reject an incoming call.
Long press 2s disconnet with BT.
Double click to call back.

Charging Your Device

Plug the included USB type-C cable into the speaker's charging port, and connect the other end of the cable to a power adapter (not included). Allow approximately 2.5 hours to full charge the battery.

When the battery is low and the red light blinks, please charge it.
The indicate light is red color when it's charging.
The red light will be off when it's full charged.

Note: We recommend using a USB wall adapter with a DC 5V=1A output.

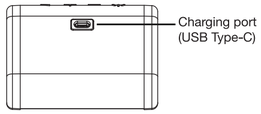

Specifications

-Model Name: BT-ZX0
-Portable Wireless Speaker
-Output Power: 4.5W
-Input Power: 5V ⎓ 1A
-Impedance:4Ω
-Signal to Noise Ratio:≥ 78dB
-IPX7 water-resistant,sprayproof
-Built-in rechargeable battery
-Built-in Mic
-Range 33ft(10m)
-Frequency Response: 180Hz-12KHz
-TWS Sync Mode(True Wireless Stereo)
-Up to 10 hours of playtime (battery life ismeasured as number of playtime with volume set at50%)

Initial Setup

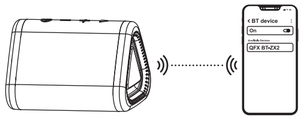

1. Once your speaker is fully charged, press and hold the "⏻" Power button until you hear a voice prompt indicating the device has entered BT paring mode.
2. On your smartphone or tablet, search for the BT device named "**QFX** BT-ZX0" and tap to connect.
3. A prompt will play once pairing is successful.

Note:
1. When you turn on the speaker but no connection, it will automatically shut down after 10 minutes.
2. When you connected the speaker but no playback, it will automatically shut down after 20 minutes.

TWS Sync Mode



This device features TWS (True Wireless Stereo) technology,which allows to play music on two of these speakers simultaneously,creating a surround sound experience.

1.Long press the "⏻" about 2s on both speakers to turn them on, and the blue light flashes.
2.Quickly double-click the "⏻" on any one speaker, a prompt sound "connected"indicates the speakers enter into pairing mode, the indicator light of one speaker turned blue.
3.On your smartphone or tablet, search for the BT device named "**QFX** BT-ZX0" and connect it, you could hear the sound "connected" again, which means connect successfully.You can enjoy the music with two speakers together.

Notes:
*In TWS Mode, turn off one of the speakers, both of them are off.
*Double-click the "⏻" button will be TWS disconnected.

FM Radio Mode

1. Short press the "⏻" button to switch to the FM broadcast mode, indicator light blue.

2. Short press the "▶" button to automatically scan for radiostations. Short press again the "▶" to remain on a selected channel.

3. When the scan is complete, the station is automatically stored, long press the "+" to select the next station,long press the "−" to select the previous station.

Note:
Insert the included USB type-C cable into the charging port while in FM mode to use it as an external antenna and improve signal.

Hands-Free Calling

− Volume Down
Short Press once to decrease volume
+ Volume Up
Short Press once to increase volume
▶ Mode/Answer Button
Short press to accept an incoming call.
Long press to reject an incoming call.
Long press 2s disconnet with BT.
Double click to call back.

Resetting Your Device

If your speaker is not operating properly, you may need to reset it. To do so, long press the "⏻" power button for approximately 8s until the speaker powers off, and then power it on again as usual.

QFX

1 YEAR WARRANTY

LIMITED PRODUCT WARRANTY POLICY

Before returning your Product for service under this Warranty, please (i) read the instruction manual carefully and visit our website at www.qfxusa.com for Product updates and extended support documentation (e.g., Common Troubleshooting Guides); (ii) if you are still having trouble with your Product, please contact the QFX Customer Support Department.

Subject to the terms and conditions herein, QFX, Inc. (herein after called "QFX") warrants to the original purchaser of the Product ("Customer") that for the applicable Warranty Period listed below, the Product will be free from defects in material or workmanship under normal, non-commercial use ("Defects").

Warranty Period encompasses, as listed below, separate "Coverage Periods" for Parts and Labor, each Coverage Period to begin from the original date of Customer purchase. If Customer returns a defective Product for any component thereof, during the applicable Warranty Period, QFX will, at its option, during the specified Coverage Periods for Parts and Labor (as applicable either: (i) repair the Product (or, as applicable, any component thereof) or (ii) replace the Product (or, as applicable, any component thereof) with a new or refurbished Product (or, as applicable, any component thereof), in either case free of charge to Customer for Parts and/or Labor (as applicable) during the specified Coverage Period only, and excluding applicable shipping charges (noted below), for which the Customer is responsible. The foregoing states the Customer's exclusive remedy and QFX sole liability for breach of the limited warranty contained herein.

This warranty covers only normal use. This warranty is not transferable. QFX is not responsible for warranty replacement should the QFX label or logo be removed or should the product fail to be properly maintained or fail to function properly as a result of misuse, abuse, immersion in liquids, improper installation, improper shipping, damage caused by disasters such as fire, flood, or service other than by QFX. In addition, this warranty excludes any Product (or, as applicable, any component thereof) that has been subject to or Defects resulting from: (a) any neglect or misuse by a Customer, an accident, improper application, violation of operating instructions for the Product, any other Customer-induced damage, or the alteration or removal of any Product serial number; (b) any modification or repair to Product (or, as applicable, any component thereof) by any party other than QFX or a party authorized in writing by QFX; (c) any damage to Product (or, as applicable, any component thereof) caused by normal wear and tear; (d) cosmetic damage to the Product (or, as applicable, any component thereof) unless a report is made within five days of the shipping date of the Product (or, as applicable, any component thereof) which occurs while the Product is in transit; (e) damage caused by heat sources, sunlight, electromagnetic conditions, or other climatic conditions or (g) any acts of God.

Product is sold to Customer for personal, non-commercial use only. Product is not warranted for Customer's commercial or rental use. In addition, Product is not warranted against failure, and should not be used by Customer for any application where (i) there is a risk that any data stored on Product will be breached or otherwise compromised, or (ii) the data stored on Product is relied upon for medical or lifesaving applications. QFX disclaims any Warranty for any of the foregoing uses to the fullest extent permitted by law. Customer assumes any and all risks associated with such uses of Product, and agrees to indemnify QFX for any damages claimed against QFX for such uses.

EXCEPT FOR EXPRESS WARRANTIES STATED ABOVE AND TO THE MAXIMUM EXTENT PERMITTED BY LAW, THE PRODUCTS ARE PROVIDED "AS IS" AND QFX DISCLAIMS ALL OTHER WARRANTIES, INCLUDING WITHOUT LIMITATION ANY IMPLIED WARRANTY (I) OF MERCHANTABILITY (II) OF FITNESS FOR A PARTICULAR PURPOSE, OR (III) OF NONINFRINGEMENT OF THIRD PARTY RIGHTS. TO THE MAXIMUM EXTENT PERMITTED BY APPLICABLE LAW, IN NO EVENT WILL QFX BE LIABLE TO CUSTOMER OR ANY THIRD PARTY FOR ANY INDIRECT, SPECIAL, INCIDENTAL, CONSEQUENTIAL, EXEMPLARY OR PUNITIVE DAMAGES, INCLUDING, WITHOUT LIMITATION, ANY LOST PROFITS OR REVENUES, LOSS OR INACCURACY OF ANY DATA OR COST OF SUBSTITUTE GOODS, REGARDLESS OF THE THEORY OF LIABILITY (INCLUDING NEGLIGENCE) AND EVEN IF QFX HAS BEEN ADVISED OF THE POSSIBILITY OF SUCH DAMAGES. QFX AGGREGATE LIABILITY TO CUSTOMER FOR ACTUAL DIRECT DAMAGES FOR ANY CAUSE WHATSOEVER SHALL BE LIMITED TO THE CUMULATIVE PRODUCT FEES PAID BY THAT CUSTOMER FOR THE PRODUCTS CAUSING THE DAMAGES, IF ANY.

This Warranty gives Customer specific rights, and Customer may also have other rights that vary from jurisdiction to jurisdiction. *Warning:* Some Products may contain components that are small enough to be swallowed. Please keep out of reach of children. In order for the return to be processed, you must send the Product PREPAID to the address below in the original packaging or reasonable substitute to prevent damage and include: (1) a dated sales receipt (which must have a purchase date that falls in the Warranty Period specified in the table below) that indicates the place of purchase, model number of Product, and amount paid; (2) a detailed description of Customer's problem with Product; (3) Customer's full name, phone number, and return address; (4) all of the accessories that came with the Product package must be sent along with the main Product; (5) a cashier's check or money order payable to QFX Inc., in the amount specified for the item in the product table below for return shipping and handling. If in the case you cannot provide a money order or cashier's check, you can contact The QFX Customer Support Representative to arrange payment via credit card. No returned Product will be shipped back to a PO BOX. If a returned Product is found to have no problem and/or does not include ALL of the requirements indicated above, it may be returned back to the customer and will not be processed.

QFX USA®, Inc.
RMA Processing
Customer Support Department
2957 E. 46th Street | Vernon, CA 90058

support@qfxusa.com
(800) 864-CLUB (2582) or (323) 864-6900
qfxusa.com
Hours of Operation: Monday - Friday, 9am - 5pm PST

All prices and details below are for US Destinations excluding, Hawaii, Alaska and Puerto Rico. For excluded destinations and NON US destinations, please contact The QFX Customer Support Department directly for additional shipping fees and return instructions.

If you do not find your Product below, your Product model conflicts with multiple categories, and/or are unsure of which category the Product you have purchased will fall under, please contact our Customer Support Department for further instruction.

In order to determine the exact shipping cost that must be included with your pressunt or paid for the product being returned, please refer to the table below. Please find the product you wish to return by category or model number prefix. QFX will not provide any return or refund to any customer for merchandise and will only honor the Limited Warranty restrictions mentioned in this document.

Please make sure to follow all directions prior to shipping back your item. If you are not sure what the shipping cost for your item is, or if your item category conflicts in the table below, please feel free to contact the QFX Support Department for further assistance.

PRODUCT CATEGORY	HANDLING	LABOR	PARTS
Earphones, Headphones, Pocket Radios, & Small Bluetooth sPeakers	$5.00	1 Year	1 Year
Personal Stereos	$10.00	1 Year	1 Year
Portable Radio/Cassette	$15.00	1 Year	1 Year
Large Portable Radio Cassette	$20.00	1 Year	1 Year
Mobile Audio	$10.00	1 Year	1 Year
Pro Audio SBX Systems	$75.00	1 Year	1 Year
Pro Audio PBX Systems	$75.00	1 Year	1 Year
Televisions	$25.00	1 Year	1 Year
Telephones	$10.00	1 Year	1 Year

THE WARRANTY AND REMEDY PROVIDED ABOVE ARE EXCLUSIVE AND IN LIEU OF ALL OTHER EXPRESSED OR IMPLIED WARRANTIES INCLUDING, BUT NOT LIMITED TO, THE IMPLIED WARRANTIES OF MERCHANTABILITY, NON-INFRINGEMENT OR FITNESS FOR A PARTICULAR PURPOSE. SOME LAWS DO NOT ALLOW THE EXCLUSION OF IMPLIED WARRANTIES, IF THESE LAWS APPLY, THEN ALL EXPRESSED OR IMPLIED WARRANTIES ARE LIMITED TO THE WARRANTY PERIOD IDENTIFIED ABOVE. UNLESS STATED HEREIN, ANY STATEMENT OR REPRESENTATIONS MADE BY ANY OTHER PERSONS OR FIRM ARE VOID. EXCEPT AS PROVIDED IN THIS WRITTEN WARRANTY QFX SHALL NOT BE LIABLE FOR ANY LOSS, INCONVENIENCE, OR DAMAGE, INCLUDING DIRECT, SPECIAL, INCIDENTAL OR CONSEQUENTIAL DAMAGES, RESULTING FROM THE USE OR INABILITY TO USE THE QFX PRODUCT, WHETHER RESULTING FROM BREACH OF WARRANTY OR ANY OTHER LEGAL THEORY.

Some jurisdictions do not allow limitations on how long an implied warranty lasts, and some jurisdictions do not allow the exclusion or limitation of incidental or consequential damages, so the above limitations and exclusions may not apply to you. This warranty gives you special legal rights and you may have other rights which vary from jurisdiction to jurisdiction.

Copyright Protected 2024 ©

1-800-864-2582
Mon-Fri 9AM - 5PM (PST)

support@qfxusa.com
Mon-Fri 9AM - 5PM (PST)

www.qfxusa.com

QFX
WHERE THE PARTY BEGINS™

BT-ZX0

INSTRUCTION MANUAL

Qué está incluido

Compruebe para asegurarse de que tiene todo lo de abajo.

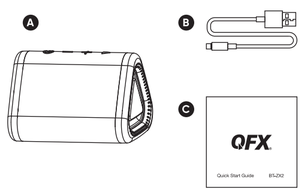

A: 1*Altavoz inalámbrico portátil
B: 1*USB Cable de carga (Tipo-C)
C: 1*Guía de inicio rápido

Descripción general del dispositivo

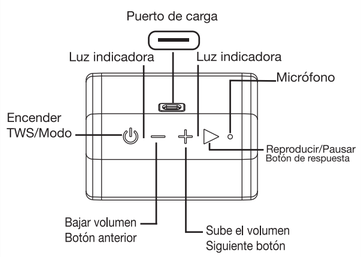

Botones y Puertos

⏻ Encender/TWS/Modo
Presione brevemente para cambiar de modo.
Haga doble clic en TWS, conecte o desconecte con dos altavoces.
Mantenga presionado para encender/apagar el altavoz.

− Botón para bajar el volumen/anterior
Pulsación corta para bajar el volumen
Mantenga presionado para ir a la canción anterior (canal anterior en FM).

+ Botón Subir volumen/Siguiente
Pulsación corta para subir el volumen
Mantenga presionado para ir a la siguiente canción (siguiente canal en FM).

▶ Modo/Pausar/Reproducir
Presione brevemente para pausar/reproducir la música.
Presione brevemente para aceptar una llamada entrante.
Mantenga pulsado para rechazar una llamada entrante.
Pulsación larga 2s desconnet con BT.
Haga doble clic para volver a llamar.

Cargando su dispositivo

Enchufe el cable USB tipo C incluido en el cargador del altavoz puerto y conecte el otro extremo del cable a un adaptador de corriente (no incluido). Espere aproximadamente 2,5 horas para cargar completamente el batería.

Cuando la batería esté baja y la luz roja parpadee, cárguela.
La luz indicadora es de color rojo cuando se está cargando.
La luz roja se apagará cuando esté completamente cargada.

Nota: Recomendamos usar un adaptador de pared USB con DC 5V=1A producción.

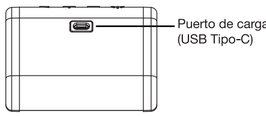

Especificaciones

-Nombre del modelo: BT-ZX0
-Altavoz inalámbrico portátil
-Potencia de salida: 4,5 W
-Potencia de entrada: 5V ⎓ 1A
-Impedancia: 4Ω
-Relación señal a ruido: ≥ 78dB
-IPX7 resistente al agua, a prueba de salpicaduras
-Batería recargable incorporada
-Micrófono incorporado
-Alcance 33 pies (10 m)
-Respuesta de frecuencia: 180Hz-12KHz
-Modo de sincronización TWS (True Wireless Stereo)
-Hasta 10 horas de reproducción (la duración de la batería se mide como número de tiempo de juego con el volumen ajustado al 50 %)

Configuración inicial

1. Una vez que su altavoz esté completamente cargado, mantenga presionado el botón "⏻" botón de encendido hasta que escuche un mensaje de voz que indica el el dispositivo ha entrado en el modo de emparejamiento BT.
2. En su teléfono inteligente o tableta, busque el dispositivo BT llamado "**QFX** BT-ZX0" y toque para conectarse.
3. Se reproducirá un mensaje una vez que el emparejamiento sea exitoso.

Nota:

1. Si enciende el altavoz pero no tiene conexión, se activará se apaga automáticamente después de 10 minutos.
2. Cuando haya conectado el altavoz pero no haya reproducción, se activará se apaga automáticamente después de 20 minutos.

TWS Modo de sincronización



Este dispositivo cuenta con la tecnología TWS (True Wireless Stereo), que permite reproducir música en dos de estos altavoces simultáneamente, creando una experiencia de sonido envolvente

1.Mantenga pulsado el botón "⏻" alrededor de 2s en ambos altavoces para encenderlos, y la luz azul parpadean.
2.Haga doble clic rápidamente en el botón "⏻" en cualquiera de los altavoces, un sonido de aviso conectado indica que los altavoces entran en modo de emparejamiento, la luz indicadora de uno de los altavoces se vuelve azul.
3.En su teléfono inteligente o tableta, busque el dispositivo BT llamado "QFX BT-ZX0" y conéctelo, podría escuchar el sonido "Connected" de nuevo, lo que significa que se conecta correctamente. Puede disfrutar de la música con dos altavoces

Notas:
*En el modo TWS, apague uno de los altavoces, ambos están apagados.
*Haga doble clic en el botón "⏻" se desconectará TWS.

Modo de radio FM

1. Pulse brevemente el botón "⏻" Botón para cambiar al de emisión FM modo, luz indicadora azul.

2. Pulse brevemente el botón "▶" para buscar automáticamente estaciones de radio. Vuelva a pulsar brevemente el botón "▶" para permanecer en un canal seleccionado.

3. Una vez finalizada la exploración, la estación se almacena automáticamente, mantenga pulsado el botón "+" para seleccionar la siguiente emisora y mantenga pulsado el botón "−" para seleccionar la emisora anterior.

Nota:
Inserte el cable USB tipo C incluido en el puerto de carga mientras está en modo FM para usarlo como antena externa y mejorar la señal.

Llamadas manos libres

− Bajar volumen Pulsación corta una vez para bajar volumen
Subir volumen
+ Pulsación corta una vez para aumentar el volumen
▶ Modo / Botón de respuesta

Pulse brevemente para aceptar una llamada entrante.
Mantenga presionado para rechazar una llamada entrante.
Mantenga presionado 2s disconnet con BT.
Haga doble clic para devolver la llamada.

Restablecimiento del dispositivo

Si el altavoz no funciona correctamente, es posible que deba restablecerlo. Para ello, mantenga pulsado el botón "⏻" de encendido durante aproximadamente 8s minutos hasta que el altavoz apague el y vuelva a encenderlo como de costumbre.

QFX

1 YEAR WARRANTY

https://qfxusa.com/warranty

LIMITED PRODUCT WARRANTY POLICY

Before returning your Product for service under this Warranty, please (i) read the instruction manual carefully and visit our website at www.qfxusa.com for Product updates and extended support documentation (e.g., Common Troubleshooting Guides); (ii) if you are still having trouble with your Product, please contact the QFX Customer Support Department.

Subject to the terms and conditions herein, QFX, Inc. (herein after called "QFX") warrants to the original purchaser of the Product ("Customer") that for the applicable Warranty Period listed below, the Product will be free from defects in material or workmanship under normal, non-commercial use ("Defects").

Warranty Period encompasses, as listed below, separate "Coverage Periods" for Parts and Labor, each Coverage Period to begin from the original date of Customer purchase. If Customer returns a defective Product for any component thereof, during the applicable Warranty Period, QFX will, at its option, during the specified Coverage Periods for Parts and Labor (as applicable either: (i) repair the Product (or, as applicable, any component thereof) or (ii) replace the Product (or, as applicable, any component thereof) with a new or refurbished Product (or, as applicable, any component thereof), in either case free of charge to Customer for Parts and/or Labor (as applicable) during the specified Coverage Period only, and excluding applicable shipping charges (noted below), for which the Customer is responsible. The foregoing states the Customer's exclusive remedy and QFX sole liability for breach of the limited warranty contained herein.

This warranty covers only normal use. This warranty is not transferable. QFX is not responsible for warranty replacement should the QFX label or logo be removed or should the product fail to be properly maintained or fail to function properly as a result of misuse, abuse, immersion in liquids, improper installation, improper shipping, damage caused by disasters such as fire, flood, or service other than by QFX. In addition, this warranty excludes any Product (or, as applicable, any component thereof) that has been subject to or Defects resulting from: (a) any neglect or misuse by a Customer, an accident, improper application, violation of operating instructions for the Product, any other Customer-induced damage, or the alteration or removal of any Product serial number; (b) any modification or repair to Product (or, as applicable, any component thereof) by any party other than QFX or a party authorized in writing by QFX; (c) any damage to Product (or, as applicable, any component thereof) caused by normal wear and tear; (d) cosmetic damage to the Product (or, as applicable, any component thereof) unless a report is made within five days of the shipping date of the Product (or, as applicable, any component thereof) which occurs while the Product is in transit; (f) damage caused by heat sources, sunlight, electromagnetic conditions, or other climatic conditions or (g) any acts of God.

Product is sold to Customer for personal, non-commercial use only. Product is not warranted for Customer's commercial or rental use. In addition, Product is not warranted against failure, and should not be used by Customer for any application where (i) there is a risk that any data stored on Product will be breached or otherwise compromised, or (ii) the data stored on Product is relied upon for medical or lifesaving applications. QFX disclaims any Warranty for any of the foregoing uses to the fullest extent permitted by law. Customer assumes any and all risks associated with such uses of Product, and agrees to indemnify QFX for any damages claimed against QFX for such uses.

EXCEPT FOR EXPRESS WARRANTIES STATED ABOVE AND TO THE MAXIMUM EXTENT PERMITTED BY LAW, THE PRODUCTS ARE PROVIDED "AS IS" AND QFX DISCLAIMS ALL OTHER WARRANTIES, INCLUDING WITHOUT LIMITATION ANY IMPLIED WARRANTY (I) OF MERCHANTABILITY (II) OF FITNESS FOR A PARTICULAR PURPOSE, OR (III) OF NONINFRINGEMENT OF THIRD PARTY RIGHTS. TO THE MAXIMUM EXTENT PERMITTED BY APPLICABLE LAW, IN NO EVENT WILL QFX BE LIABLE TO CUSTOMER OR ANY THIRD PARTY FOR ANY INDIRECT, SPECIAL, INCIDENTAL, CONSEQUENTIAL, EXEMPLARY OR PUNITIVE DAMAGES, INCLUDING, WITHOUT LIMITATION, ANY LOST PROFITS OR REVENUES, LOSS OR INACCURACY OF ANY DATA OR COST OF SUBSTITUTE GOODS, REGARDLESS OF THE THEORY OF LIABILITY (INCLUDING NEGLIGENCE) AND EVEN IF QFX HAS BEEN ADVISED OF THE POSSIBILITY OF SUCH DAMAGES. QFX AGGREGATE LIABILITY TO CUSTOMER FOR ACTUAL DIRECT DAMAGES FOR ANY CAUSE WHATSOEVER SHALL BE LIMITED TO THE CUMULATIVE PRODUCT FEES PAID BY THAT CUSTOMER FOR THE PRODUCTS CAUSING THE DAMAGES, IF ANY.

This Warranty gives Customer specific rights, and Customer may also have other rights that vary from jurisdiction to jurisdiction. *Warning:* Some Products may contain components that are small enough to be swallowed. Please keep out of reach of children. In order for the return to be processed, you must send the Product PREPAID to the address below in the original packaging or reasonable substitute to prevent damage and include: (1) a dated sales receipt (which must have a purchase date that falls in the Warranty Period specified in the table below) that indicates the place of purchase, model number of Product, and amount paid; (2) a detailed description of Customer's problem with Product; (3) Customer's full name, phone number, and return address; (4) all of the accessories that came with the Product package must be sent along with the main Product; (5) a cashier's check or money order payable to QFX Inc., in the amount specified for the item in the product table below for return shipping and handling. If in the case you cannot provide a money order or cashier's check, you can contact The QFX Customer Support Representative to arrange payment via credit card. No returned Product will be shipped back to a PO BOX. If a returned Product is found to have no problem and/or does not include ALL of the requirements indicated above, it may be returned back to the customer and will not be processed.

QFX USA®, Inc.
RMA Processing
Customer Support Department
2957 E. 46th Street | Vernon, CA 90058

support@qfxusa.com
(800) 864-CLUB (2582) or (323) 864-6900
qfxusa.com
Hours of Operation: Monday - Friday, 9am - 5pm PST

All prices and details below are for US Destinations excluding, Hawaii, Alaska and Puerto Rico. For excluded destinations and NON US destinations, please contact The QFX Customer Support Department directly for additional shipping fees and return instructions.

If you do not find your Product below, your Product model conflicts with multiple categories, and/or are unsure of which category the Product you have purchased will fall under, please contact our Customer Support Department for further instruction.

In order to determine the exact shipping cost that must be included with your pressunt or paid for the product being returned, please refer to the table below. Please find the product you wish to return by category or model number prefix. QFX will not provide any return or refund to any customer for merchandise and will only honor the Limited Warranty restrictions mentioned in this document.

Please make sure to follow all directions prior to shipping back your item. If you are not sure what the shipping cost for your item is, or if your item category conflicts in the table below, please feel free to contact the QFX Support Department for further assistance.

PRODUCT CATEGORY	HANDLING	LABOR	PARTS
Earphones, Headphones, Pocket Radios, & Small Bluetooth sPeakers	$5.00	1 Year	1 Year
Personal Stereos	$10.00	1 Year	1 Year
Portable Radio/Cassette	$15.00	1 Year	1 Year
Large Portable Radio Cassette	$20.00	1 Year	1 Year
Mobile Audio	$10.00	1 Year	1 Year
Pro Audio SBX Systems	$75.00	1 Year	1 Year
Pro Audio PBX Systems	$75.00	1 Year	1 Year
Televisions	$25.00	1 Year	1 Year
Telephones	$10.00	1 Year	1 Year

THE WARRANTY AND REMEDY PROVIDED ABOVE ARE EXCLUSIVE AND IN LIEU OF ALL OTHER EXPRESSED OR IMPLIED WARRANTIES INCLUDING, BUT NOT LIMITED TO, THE IMPLIED WARRANTIES OF MERCHANTABILITY, NON-INFRINGEMENT OR FITNESS FOR A PARTICULAR PURPOSE. SOME LAWS DO NOT ALLOW THE EXCLUSION OF IMPLIED WARRANTIES, IF THESE LAWS APPLY, THEN ALL EXPRESSED OR IMPLIED WARRANTIES ARE LIMITED TO THE WARRANTY PERIOD IDENTIFIED ABOVE. UNLESS STATED HEREIN, ANY STATEMENT OR REPRESENTATIONS MADE BY ANY OTHER PERSONS OR FIRM ARE VOID. EXCEPT AS PROVIDED IN THIS WRITTEN WARRANTY QFX SHALL NOT BE LIABLE FOR ANY LOSS, INCONVENIENCE, OR DAMAGE, INCLUDING DIRECT, SPECIAL, INCIDENTAL OR CONSEQUENTIAL DAMAGES, RESULTING FROM THE USE OR INABILITY TO USE THE QFX PRODUCT, WHETHER RESULTING FROM BREACH OF WARRANTY OR ANY OTHER LEGAL THEORY.

Some jurisdictions do not allow limitations on how long an implied warranty lasts, and some jurisdictions do not allow the exclusion or limitation of incidental or consequential damages, so the above limitations and exclusions may not apply to you. This warranty gives you special legal rights and you may have other rights which vary from jurisdiction to jurisdiction.

Copyright Protected 2023 ©

1-800-864-2582
Mon-Fri 9AM - 5PM (PST)

support@qfxusa.com
Mon-Fri 9AM - 5PM (PST)

www.qfxusa.com